FACT:

Diesel has come a long way in the last 25 years.

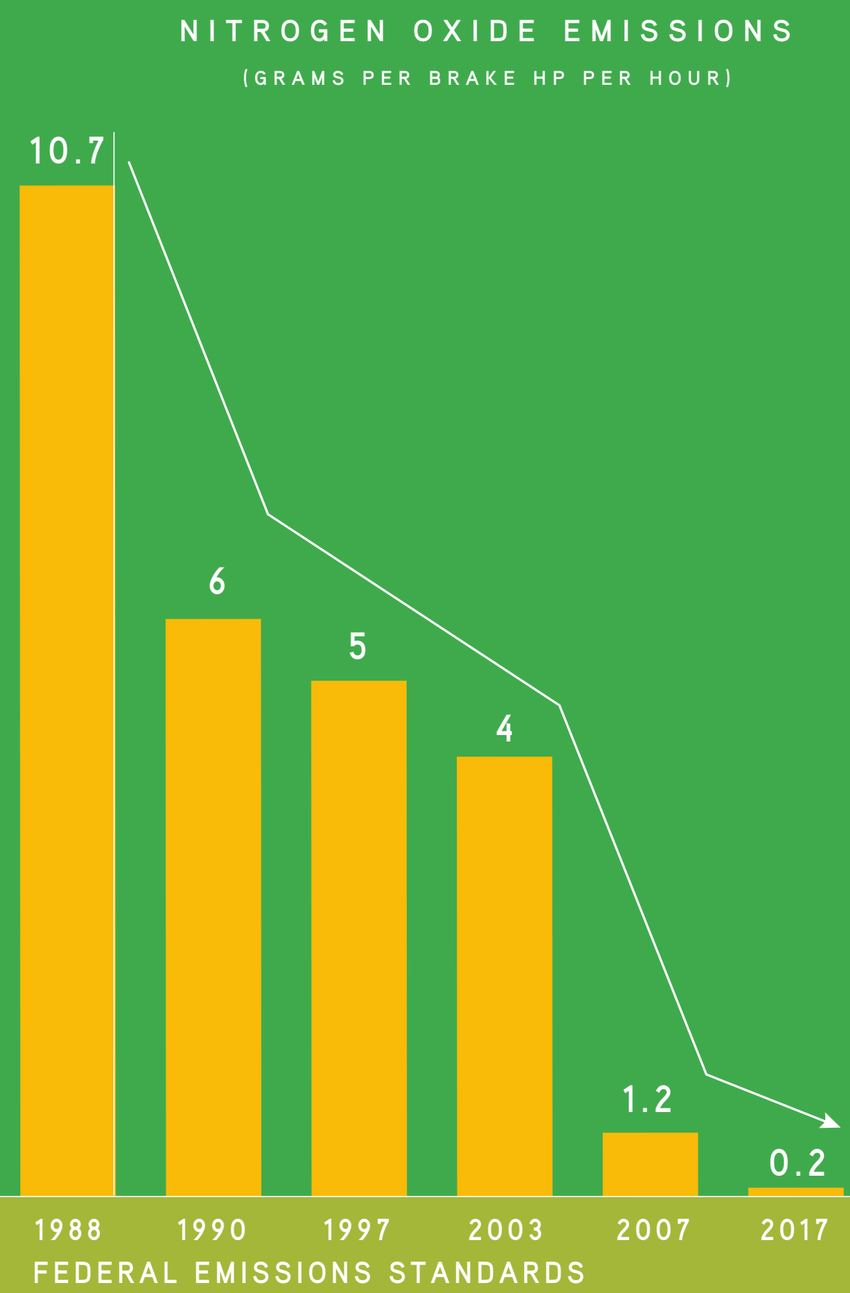

FACT:

All engines today have emissions that are well below federal emissions standards.

		NITROGEN OXIDES (grams per brake hp per hour)	PARTICULATE MATTER (grams per brake hp per hour)	CARBON MONOXIDE (grams per brake hp per hour)	NON-METHANE HYDROCARBON (grams per brake hp per hour)
	2017 FEDERAL EMISSIONS STANDARDS	0.20	0.01	15.5	0.14
ELECTRIC	2021 PROTERRA PRODRIVE	0.000	0.000	0.000	0.000
DIESEL	2021 CUMMINS B6.7	0.11	0.004	0.03	0.03
DIESEL	2021 DETROIT® DD5™	0.08	0.001	0.5	0.03
CNG	2021 CUMMINS B6.7N	0.01	0.002	1.5	0.01
PROPANE	2021 ROUSH 6.8L	0.01	0.002	5.0	0.04
PROPANE	2021 DRIVEFORCE 8.8L	0.13	0.000	1.9	0.10
PROPANE	2021 PSI 8.8L	0.02	0.000	2.7	0.05
GAS	2020 FORD V10	0.08	0.002	12.9	0.08
GAS	2021 PSI 8.8L	0.04	0.001	3.7	0.08

*RESULTS ARE BASED ON FEDERAL TEST PROCEDURE (FTP) CYCLE.

Thomas BUILT BUSES

FACT:

All engines currently meet or exceed EPA emissions regulations with further emissions improvements on the horizon.

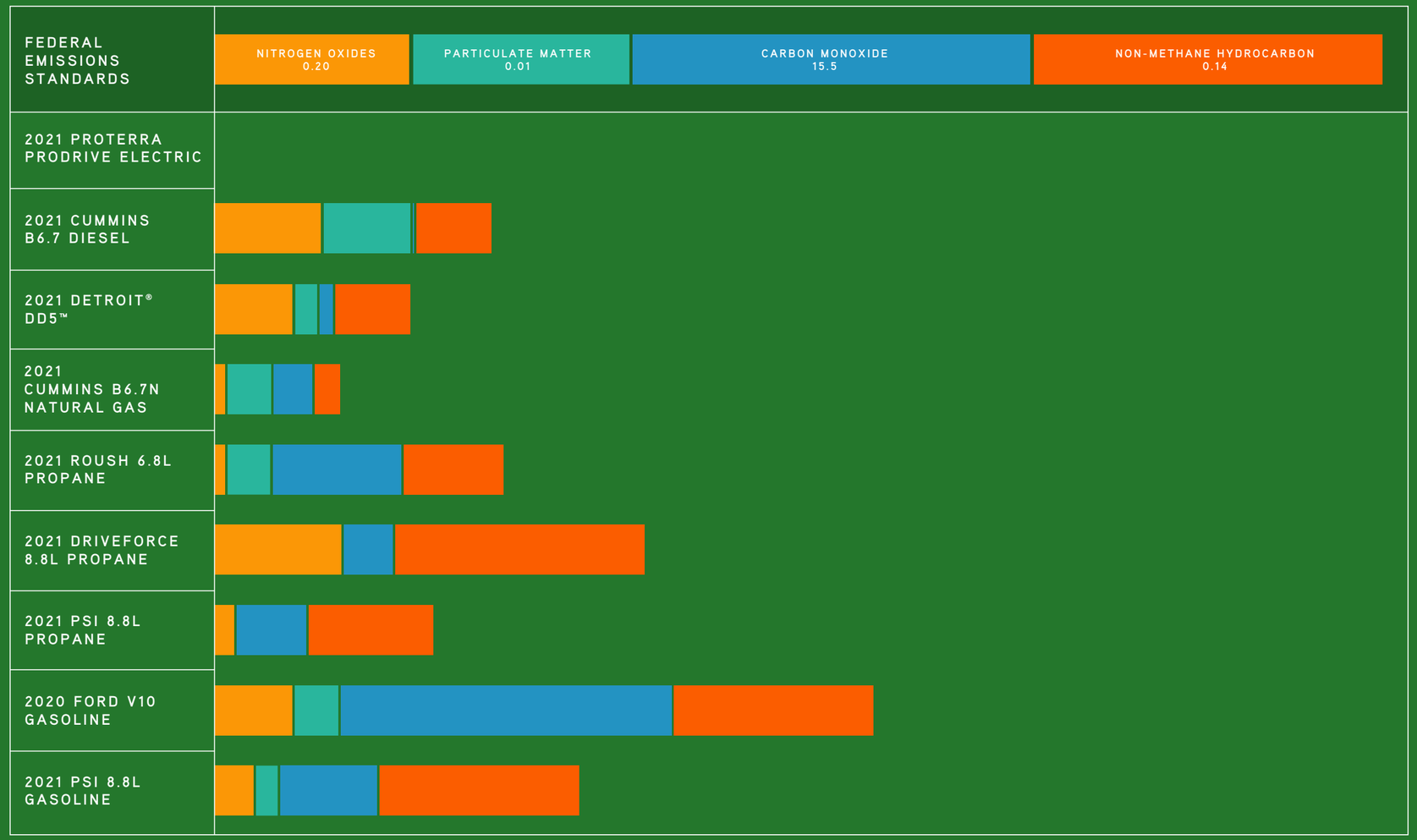

FACT:

All current engines emit 90% less emissions compared to 2006.

NITROGEN OXIDE EMISSIONS

(GRAMS PER BRAKE HP PER HOUR)



– NITROGEN OXIDE CAUSES ACID RAIN –

FACT:

The difference in emissions from engine to engine is quite small.

PARTICULATE MATTER EMISSIONS

(GRAMS PER BRAKE HP PER HOUR)

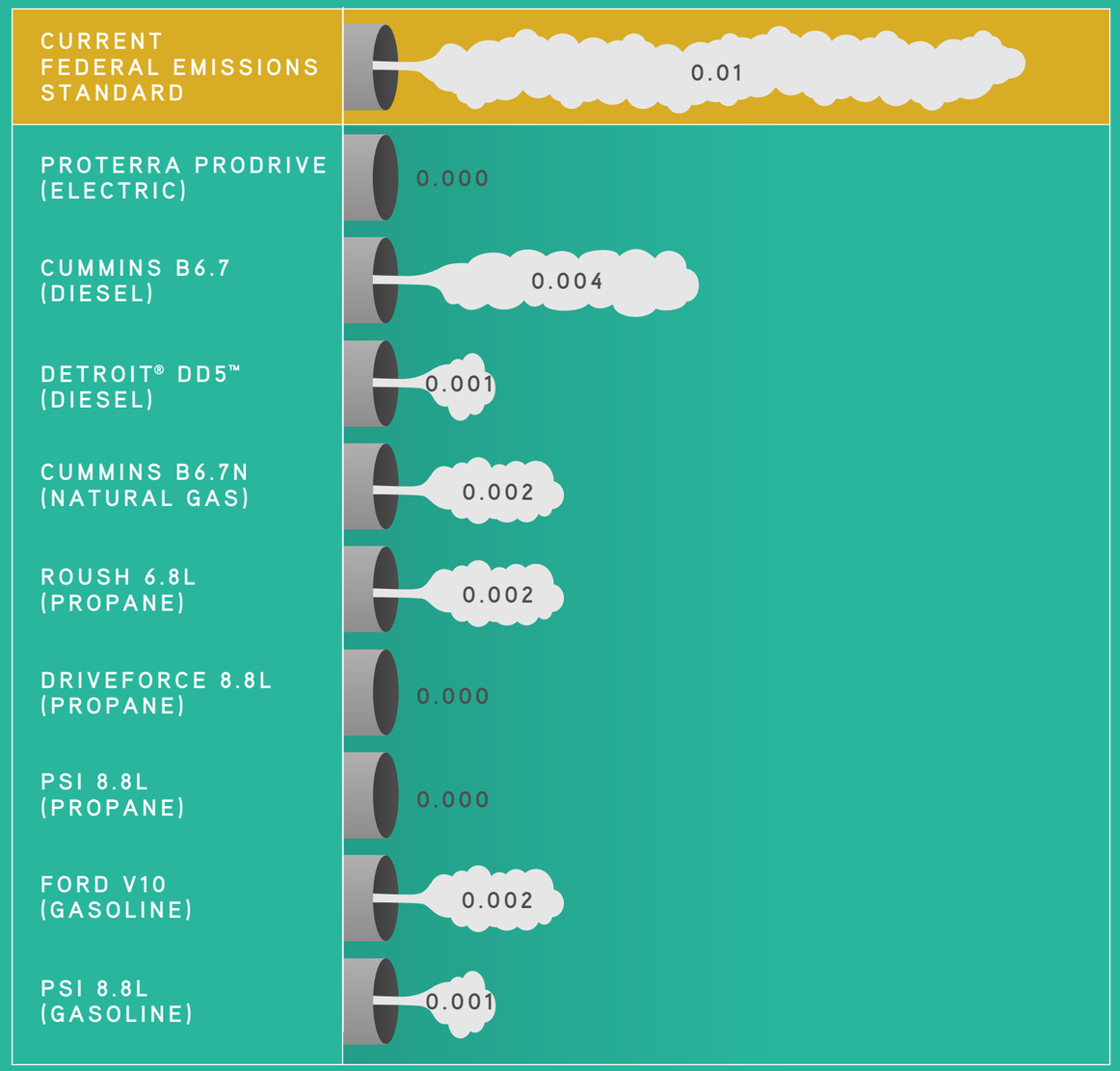

– PARTICULATE MATTER IS A CARCINOGEN –

FACT:

Based on EPA regulated emissions, diesel is comparable or even cleaner than other fuel types.

NON-METHANE HYDROCARBON EMISSIONS

(GRAMS PER BRAKE HP PER HOUR)

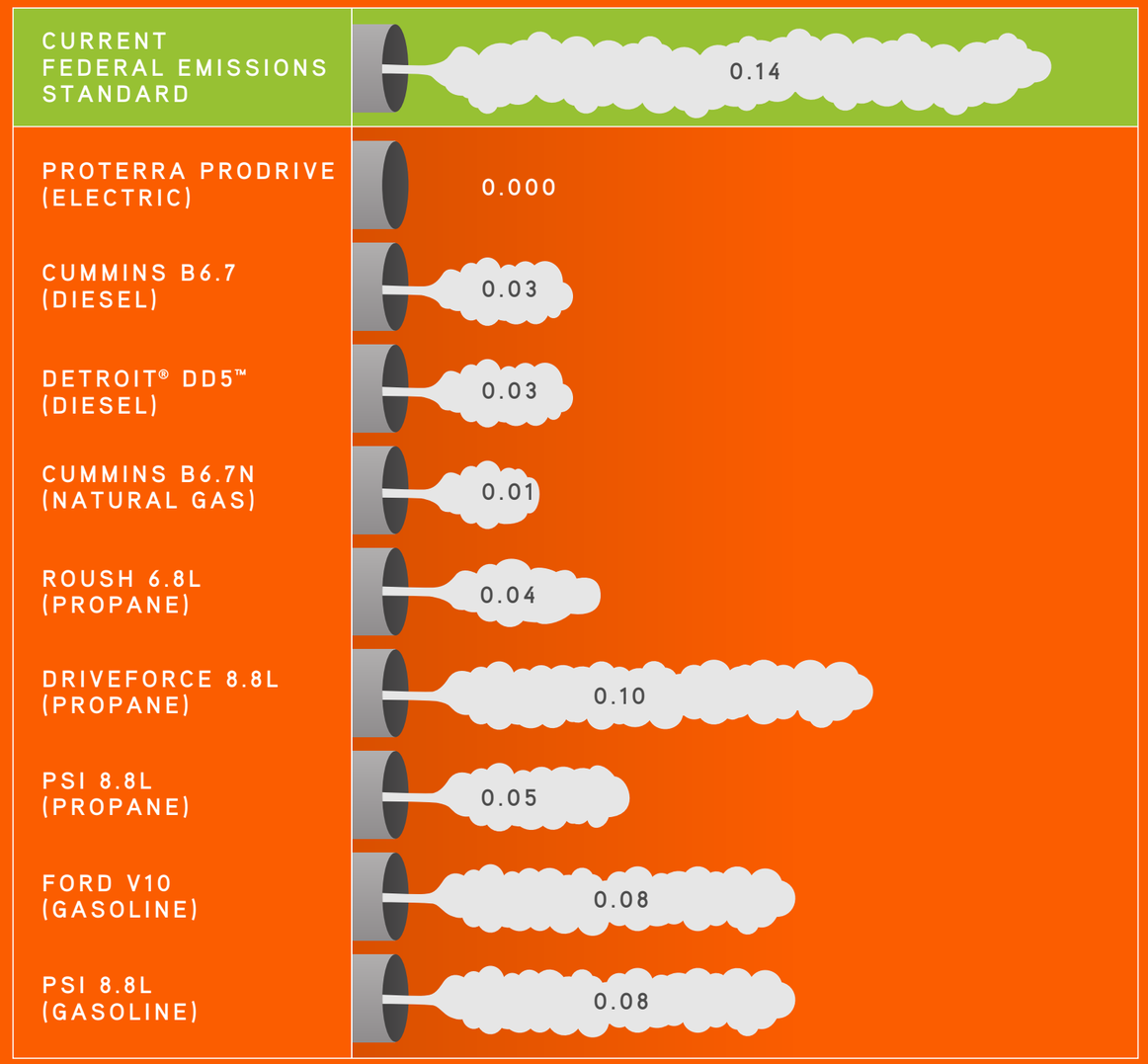

– NON-METHANE HYDROCARBON CAUSES SMOG –

FACT:

Alternative fuel engines are not always the cleanest.

CARBON MONOXIDE EMISSIONS

(GRAMS PER BRAKE HP PER HOUR)

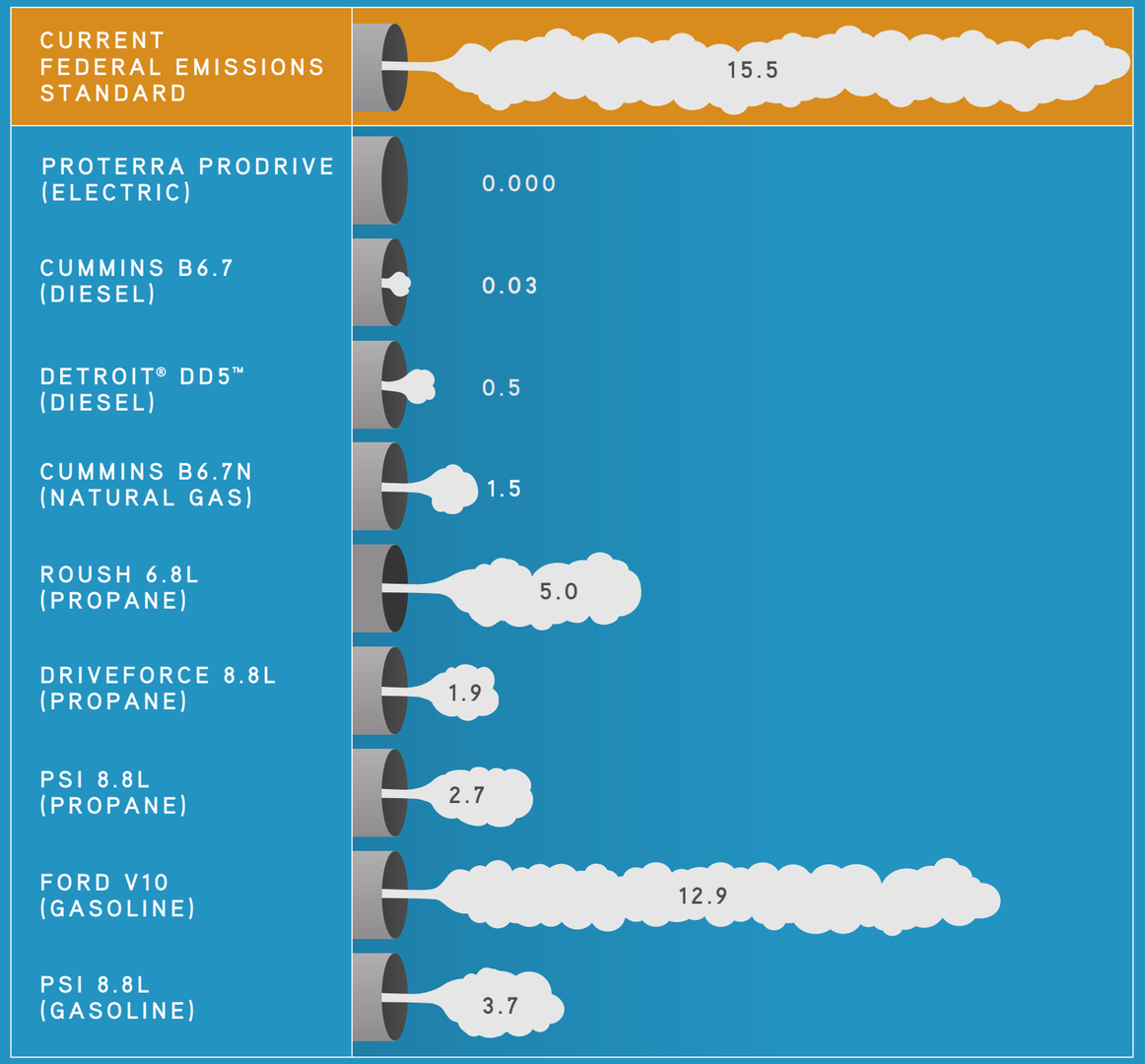

– CARBON MONOXIDE IS A GREENHOUSE GAS –

FACT:

Even though CO_2 is not monitored by the EPA, it is still a greenhouse gas. Over the lifetime of the bus, diesel engines emit less CO_2 than propane or gasoline engines.

	GASOLINE	PROPANE	DIESEL
ENERGY CONTENT/US GALLON	118	98.7	134.5
TOTAL VEHICLE LIFE (MILES)	150,000	150,000	150,000
AVERAGE MILES/GALLON	4.50	4.00	8.50
ENERGY USE/MILE	26.22	24.68	15.82
GALLONS/LIFETIME	33,333	37,500	17,647
CO_2 EMISSIONS/GALLON (LBS)	19.60	12.72	22.40
CO_2 EMISSIONS/LIFETIME (LBS)	653,333	477,000	395,294

Thomas BUILT BUSES